

STUDY SMART

Using GCSEPod with cognitive learning techniques. A guide for parents and carers.



First, a quick reminder:

We have invested in an award-winning **digital content and learning provider**, called GCSEPod.



Pod Credentials:

- Supporting students at KS4 for over 10 years
- Used in over 1,300 schools worldwide
- Recommended by the Association of School and College Leaders
- Winner of multiple educational technology awards:

AWARDS




GCSEPod helps your child to:



Accelerate progress
and raise results.

Consolidate subject knowledge
and improve recall.

Improve engagement and encourage
independent learning.



We're going to look at:



1. GCSEPod and retrieval practice
2. GCSEPod and spaced learning
3. GCSEPod and dual coding
4. GCSEPod and flipped learning
5. GCSEPod and interleaving



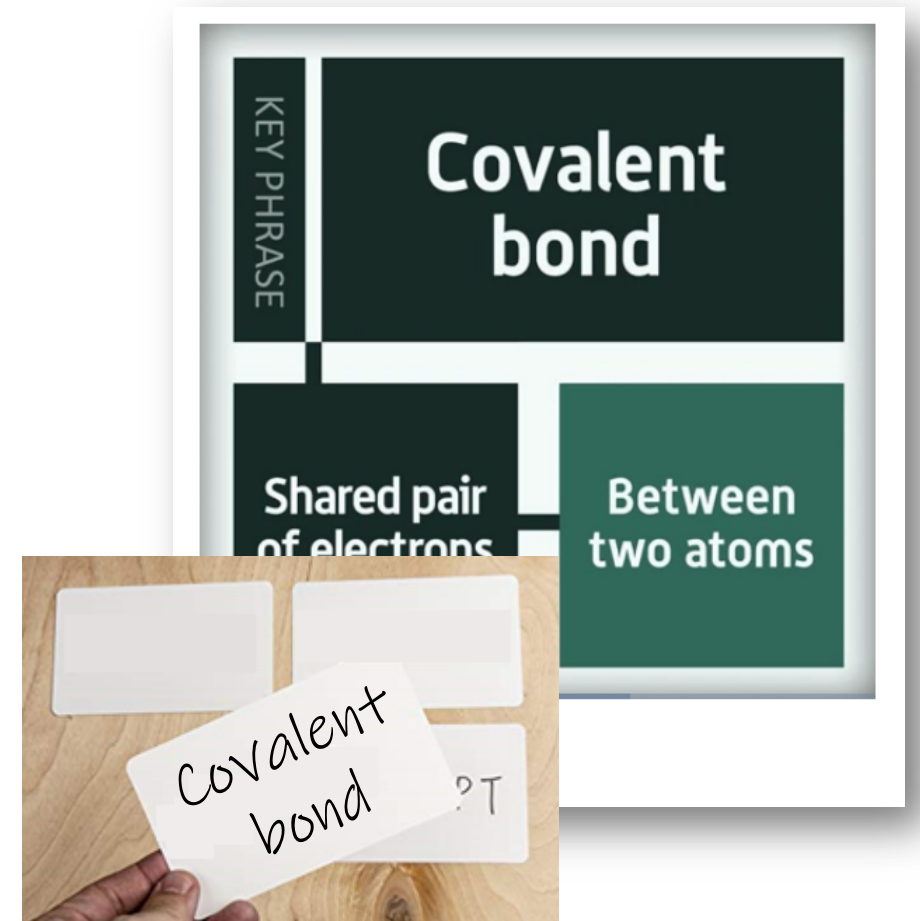
RETRIEVAL PRACTICE

Practise bringing information from memory for better results.



At-home activities using Retrieval Practice

- Watch a Pod with your child.
- Ask your child to write key words on a flash card.
- Watch the Pod again – your child should summarise their knowledge of each key word on the back of each flash card.
- Allow your child time to flesh out their cards with as much information as they can remember.
- Test your child by asking them to define the flash card words without looking.

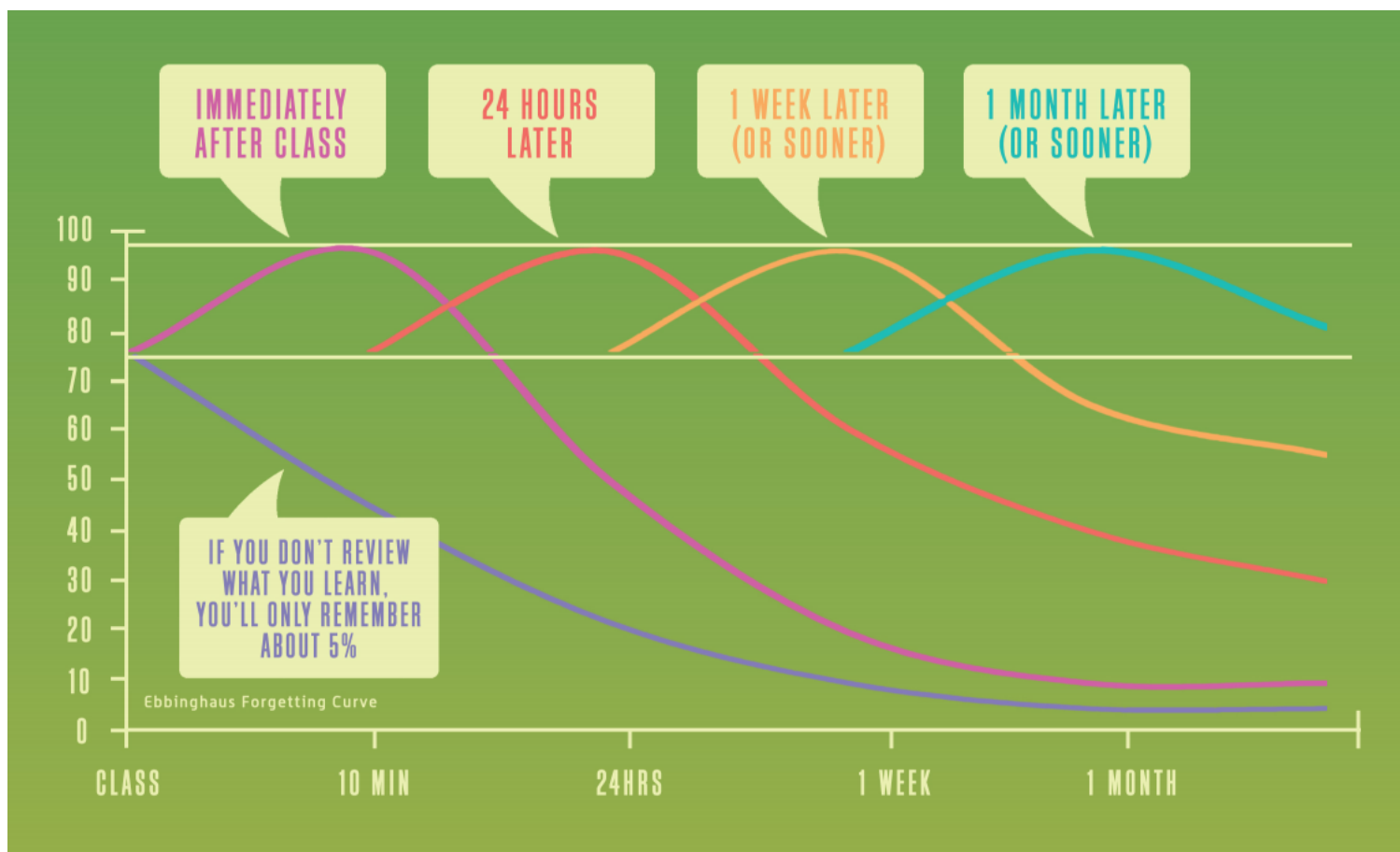


SPACED PRACTICE

Revise, rest, repeat... space out your revision for better results.



It has been proven that by reviewing at regular intervals, you can reduce how much you forget to just 10%.



SPACED PRACTICE

Revise, rest, repeat... space out your revision for better results.

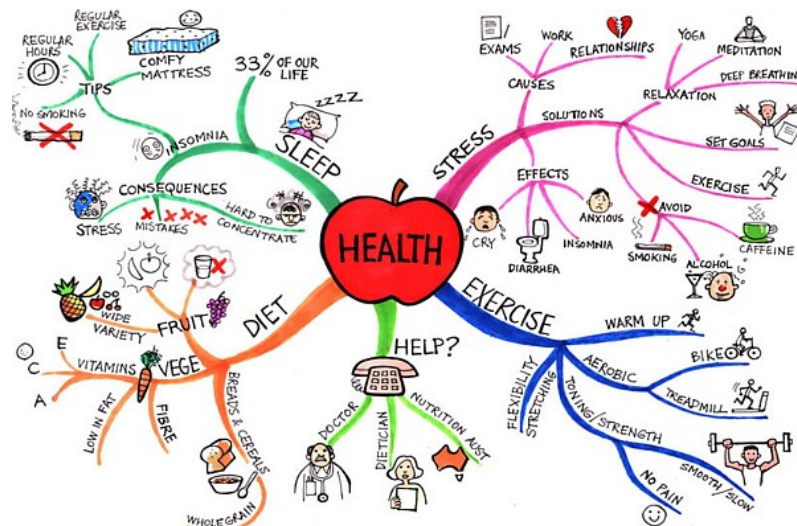


Reviewing 4 times within a month can help you remember nearly 100%

Immediately After Class

Mind Mapping

Encourage your child to watch a Pod and write down all the key words. Then, from memory, ask them to fill in as much information as they remember on a mind map.



4 Hours Later

Review Maps

Cover your child's mind map and see how much they remember. Highlight the information they couldn't remember and recommend revising the topic again.

SPACED PRACTICE

Revise, rest, repeat... space out your revision for better results.

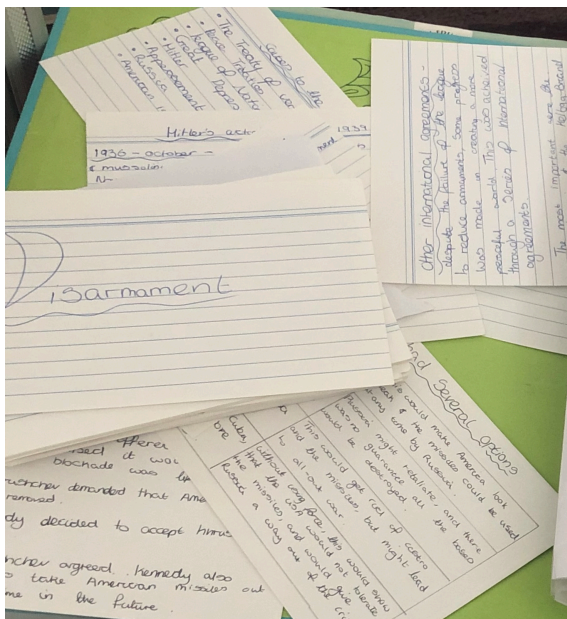


Reviewing 4 times within a month can help you remember nearly 100%

1 Week Later

Memory Cards

Encourage your child to create their own questions with the answers on the reverse. Then, test their knowledge.



1 Month Later


Past Papers

Encourage your child to watch GCSEPod's Pods again and then practice past papers.



DUAL CODING

The science behind why students get better results with the help of GCSEPod.



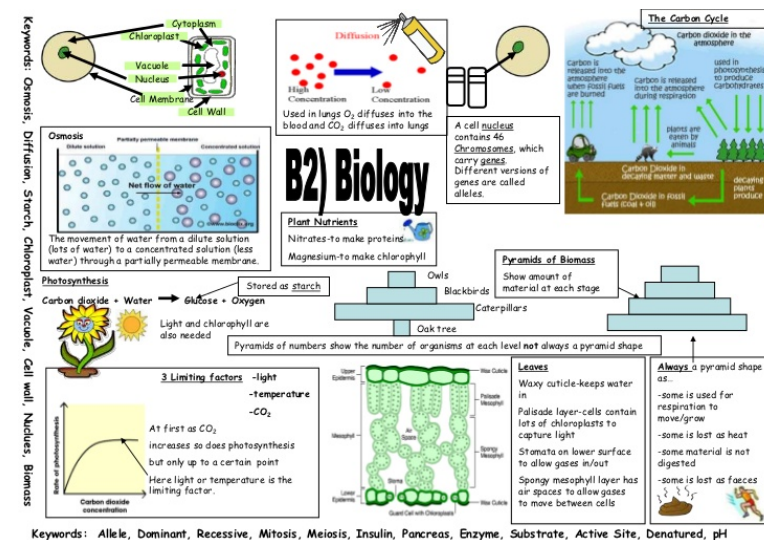

Combine both words and visuals for quicker and stronger recall

DUAL CODING

The science behind why students get better results with the help of GCSEPod.



Just reading text alone improves our memory by 10% in 3 days but looking at the picture we are likely to remember 65%.



Watch a Pod together, then using the images from the Pod, suggest your child draws a poster combining the images with keywords and definitions. Copying the labelled diagrams in the Pods helps the knowledge to stick!

INTERLEAVING

Interleave your revision to help you remember more.



Interleaved practice is a learning technique that involves switching between topics and ideas and has been shown to improve long-term learning relative to blocked study of the same idea or topic.



INTERLEAVING

Interleave your revision to help you remember more.



- Ask your child to create a learning/revision timetable using the interleaved practice example below. They should choose topics that are similar and related either from the same subject or a different one.
- The Pods on GCSEPod are set out in a very clear and organised way. This makes it easier for your child to plan out their revision so that similar and related ideas and concepts, such as in Maths and Science, are studied together and in different orders, rather than separately and/or always in the same order.

Less Effective Blocked Practice

| Monday | Tuesday | Wednesday | Thursday | Friday |
|---------|---------|-----------|----------|---------|
| Topic 1 | Topic 2 | Topic 3 | Topic 4 | Topic 5 |
| Topic 1 | Topic 2 | Topic 3 | Topic 4 | Topic 5 |
| Topic 1 | Topic 2 | Topic 3 | Topic 4 | Topic 5 |

Highly Effective Interleaved Practice

| Monday | Tuesday | Wednesday | Thursday | Friday |
|---------|---------|-----------|----------|---------|
| Topic 1 | Topic 4 | Topic 2 | Topic 5 | Topic 3 |
| Topic 2 | Topic 5 | Topic 3 | Topic 1 | Topic 4 |
| Topic 3 | Topic 1 | Topic 4 | Topic 2 | Topic 5 |

- Your child can watch the Pods on each topic and then complete active tasks from the previous slides.

Not Activated Yet?



1

Go to: <https://members.gcsepod.com>

2

Click New Here? Get Started!

3

Enter your details

4

Create your username and password

LOGIN

[NEW HERE? GET STARTED](#)

NEW USER

FIRST NAME

LAST NAME

DATE OF BIRTH

1 ▼ January ▼ 2005 ▼

SCHOOL

[Been here before?](#)





Power up your gcsepod subscription with PodUp