



A LEVEL DRAMA PRE COURSE TASKS



Welcome to A Level Drama!

To prepare for the exciting journey ahead, we have designed a pre-course task to ignite your creativity and hone your analytical skills. Please complete the following tasks and bring them with you on the first day of the course.

TASK 1: Practical:

Objective: Explore your creative potential through an imaginative project.

- 1. Create a Monologue:** Write an original monologue of 1-2 minutes. The monologue should be based on a character you invent. Consider the character's background, motivations, and the situation they are in.
- 2. Perform the Monologue:** Prepare to perform your monologue in front of your peers. Practice delivering it with emotion, clarity, and confidence.

TASK 2 Written task

'Theatre is more than just entertainment'

Discuss this statement in approximately 500-700 words.


You must make reference to **at least** one live performance that you have experienced.

TASK 3


Naturalism vs Absurdism

Research and create *Knowledge Organisers* for each of the Theatrical Styles.


Checklist for September!



Original monologue prepared



Written response to live theatre statement



Knowledge Organiser for Naturalism and Absurdism



TOP TIPS TO ACHIEVE YOUR FULL POTENTIAL IN A-LEVEL DRAMA

1. Always be on time to lessons and rehearsals.
2. Always try your best in lessons.
3. Try always have a positive approach to whatever style of theatre we are exploring.
4. Respond positively to feedback and direction – this is given to help you improve.
5. Hand homework in on time, if there is an element you need extra support with, contact your teacher before the lesson.
6. If you are experiencing any difficulties talk to your teachers, they may be able to help.
7. Volunteer to be involved in Drama activities that happen in school.
8. Be friendly and welcoming to all group members.
9. Go and see as much live theatre as possible!
10. Enjoy yourself.

