

Task description

Year 7! You have been set the challenge to complete your Pixl Edge Apprentice Level by the end of Year 7. In order to complete this you must have completed X2 activities/challenges for each of the **LORIC** skills: Leadership, Organisation, Resilience, Initiative and Communication.

Please see the attached Powerpoint to explain how to achieve your Apprentice Level 1 certificate.

At home: You should be completing the challenge/ task you have set yourself.

During Mentor time (Wed/Thurs): You should be completing your descriptions and evaluations. Discussing these with your mentor to ensure they get approved and completed!

Welcome to the Edge

The PiXL Edge is a framework for schools to develop and accredit in students those personal attributes essential for employability and life.

The scheme will focus on five key attributes:

- Leadership (red)
- Organisation (green)
- Initiative (purple)
- Resilience (blue)
- Communication (yellow)

Students will qualify at three levels:

Level 1: PiXL Apprentice

Level 2: PiXL Graduate

Level 3: PiXL Master

At each level there are a variety of approved activities that students can undertake for each of the key attributes, the number of activities that need to be completed varies depending on the level (1).



By the end of Year 7..

You should have completed the Apprentice Level...

You must show evidence that you have completed X2 tasks for each of the five key attributes:

Leadership

Organisation

Initiative

Resilience

Communication

At Home: You should be undertaking challenges and tasks to demonstrate you have achieved the challenges you've chosen for each LORIC skill.

In mentor time: You should be writing out your descriptions and evaluations, discussing with your mentor how your doing in order for them to be signed off and completed!

Number of Activities needed to complete

The table below shows the number of activities that need completing at each level

Key Attribute	Apprentice	Graduate	Master
Leadership	2	1	1
Organisation	2	1	1
Initiative	2	1	1
Resilience	2	1	1
Communication	2	1	1
Any of the above	0	3	1

Number of activities you need to complete for each level:

Apprentice	10 activities (2 for each key attribute)
Graduate	8 activities (1 for each key attribute and 3 additional of your choice)
Master	6 activities (1 for each key attribute and 1 additional of your choice)

Classification of Activities

	Apprentice	Graduate	Master
Duration	One-off to less than 1 term	At least one term but less than one academic year	At least one academic year
Team	Between 1 and a class/form	At least one class and up to a year group	Over one year group and up to the whole school Or A small team external to the school
Exposure	Between 1 and 50 people	Between 50 and 250 people	Over 250 people some of whom are external to the school

(2)

Student activities database

When a student chooses to select an activity they will complete a short form that asks:

- Describe your activity, mention what you are going to do and how you are planning to achieve it?
- Target completion date. Once a student has completed the form and committed to undertake the activity the lead teacher is informed via their teacher view. When a student has selected an activity their individual progress bar will show this via the relevant shaded colour.

When a student believes they have completed an activity they will complete a short evaluation form and submit this for verification. This will trigger an alert on the teacher view (shown by a warning explanation mark symbol next to the students name).

The student evaluation will include:

- what they have learnt from the activity
- the location and nature of the evidence if required.

On receiving a student's submission that they have completed an activity, the lead teacher will then assess that this has taken place and consult the evidence if needed.

Successfully completed activities will be shown on the student login page by the progress bar – each attribute is colour coded so easy for students to see what they need to do. If the activity has been completed then the colour is bold, if the activity has just been selected and not completed then it is a faded colour.

Student progress will also be shown on the teacher summary page, which lists all students and their progress.

PiXI Edge Guidance

Describe Section:

- Say what you are going to do, making sure you are specific.
- Say how you are going to achieve this.
 - Are you going to need to write emails, plan specific activities minute by minute, create documents or PowerPoints, travel somewhere, write a speech, ask someone to do it, advertise?

Describe Template:

Only use this if you have to. You do not need to use every sentence.

I am going to _____ and I will get [permission/ support] to do this from _____. In order for me to do this effectively, I will prepare by _____. I will create _____. I will get in contact with _____ by _____. It is important that I practise this before doing the actual thing and I will do this by _____. I plan on doing this on _____.

Evaluation Section:

- Say exactly **what** you did, being really specific.
- Then you must say **how** it improve the LORIC skill.

Evaluation Template:

On _____, I _____. In preparation for this I had to _____ and this was challenging because _____. I overcame this challenge by _____. I planned _____, which developed my _____ skills by _____. I then had to _____ and I learnt _____ from doing this. I really enjoyed _____ because _____. This activity improved my [LORIC skill] skills because _____. If I did this again, I would _____.

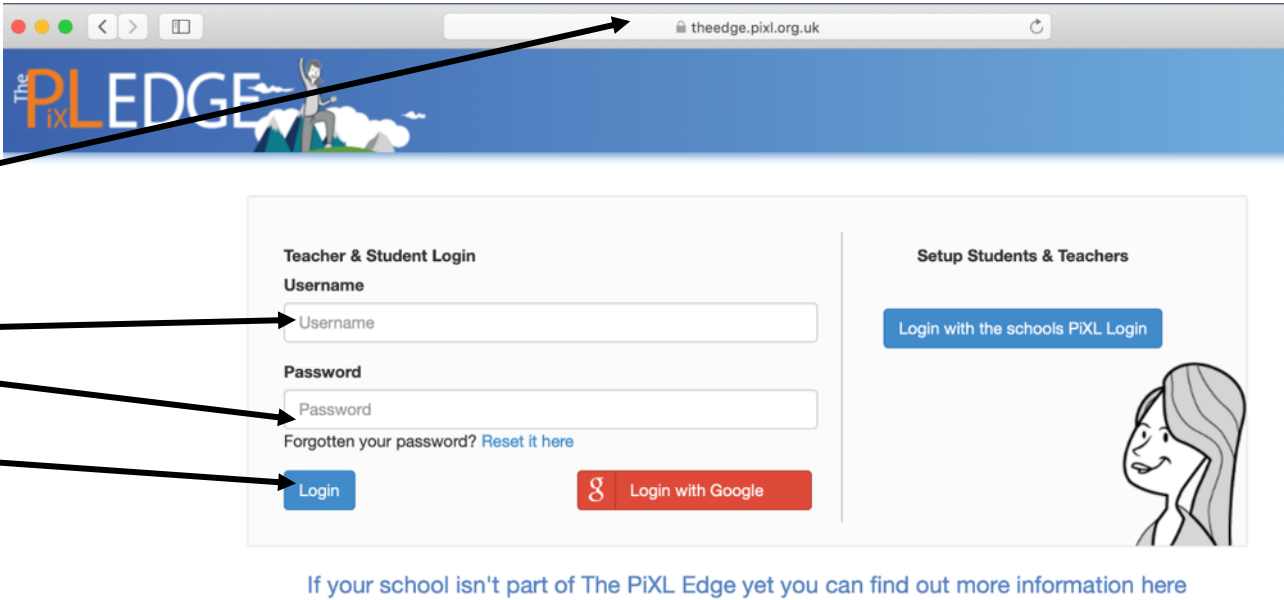
In order to complete each activity you must provide two things:

1. A description of how you will achieve the task and
2. An Evaluation to reflect and show understanding of WWW AND EBI.

Now it's your turn...

theedge.pixl.org.uk

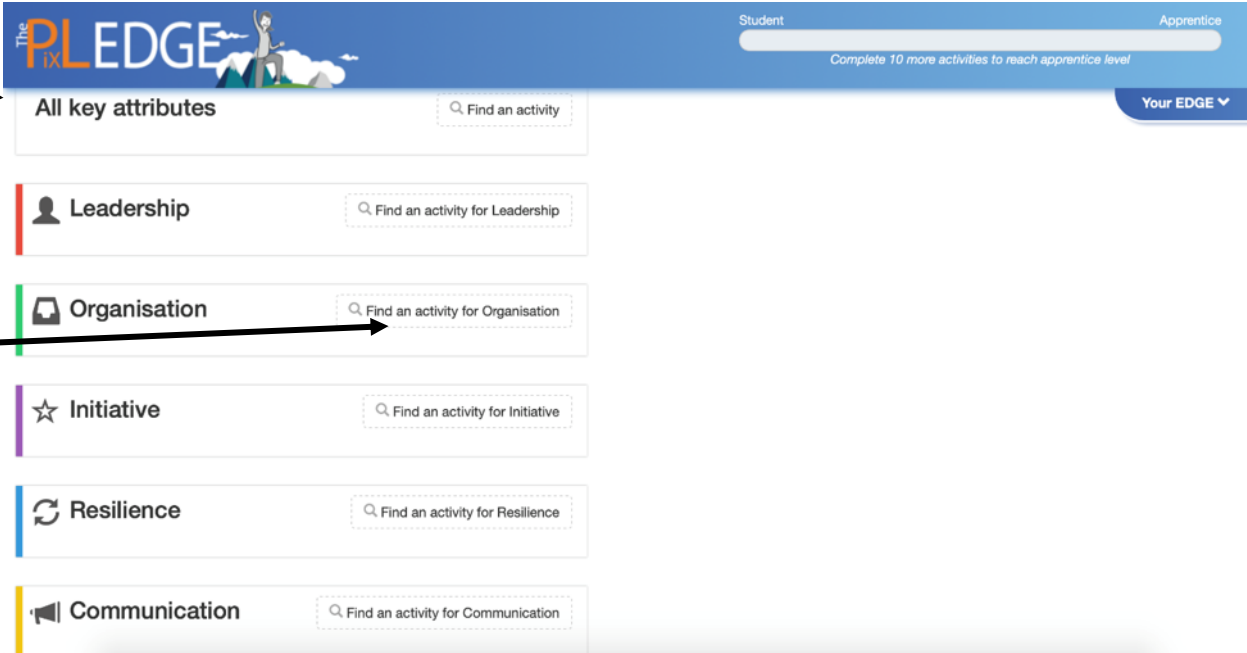
Log in using your **USERNAME** AND **PASSWORD**



Once logged on your HOME PAGE should look like this

CLICK on “Find an activity for...”one of the LORIC skills

For example “Organisation”



The **PL**EDGE

Student Apprentice

Complete 10 more activities to reach apprentice level

Your EDGE ▾

All key attributes

Find an activity

Leadership

Find an activity for Leadership

Organisation

Find an activity for Organisation

Initiative

Find an activity for Initiative

Resilience

Find an activity for Resilience

Find an organisation activity

time

Browse by command word

Return to command words

Organise my time to complete my science project outside of lesson...

Prepare your time management efficiently and achieve recognition

Use "Show My Homework" to organise my time and a to-do list to ...

Complete your Maths home learning on time for 6 weeks in a row

Design a homework book to organise time

Organise my time by using 'Show my Homework' to ensure all hom...

This is a search bar. Enter a command word that links to the activity you would like to complete... For example: If I wanted to set a task about time management, maybe about being punctual and on time to school then I will type in "time" into the search bar.

Find an organisation activity

Search

Browse by command word

Any Command Word

Support

Assist

Organise

Compile


Conduct


Create


Devise


Or alternatively scroll down at the command words provided

Find a task you would like to complete for EACH LORIC skill: **Leadership, Organisation, Resilience, Initiative, Communication.**

 **Organisation**

 **Initiative**

 **Resilience**

 **Communication**

Prepare your time management efficiently and achieve recognition

Your EDGE ▼

Use "Show My Homework" to organise my time and a to-do list to ...



Complete your Maths home learning on time for 6 weeks in a row



Design a homework book to organise time



Organise my time by using 'Show my Homework' to ensure all homework is completed



CLICK the add button once decided on a task.

Organise your time and to-do list so that you are able to take part in...



Organise your time and to-do list so that you are able to take part in...



Here you now need to explain how you plan on achieving this task.



Student

Apprentice

Complete 10 more activities to reach apprentice level

Your EDGE ▼

Task I have chosen to complete

All key attributes

Find an activity

Leadership

Find an activity for Leadership

Organisation

Find another activity for Organisation

★ Organise my time by using 'Show my Homework' to ensure...

★ Initiative

Find an activity for Initiative

Organise my time by using 'Show my Homework' to ensure all homework is completed . This activity should be performed in or out of school.
It is expected that this activity should be done One-off to less than 1 term

Describe your activity, mention what you are going to do and how you are planning to achieve it. Remember this is an ORGANISATION activity, so you should be planning to show and improve your organisational skills.

I will use SMHW App to help organise my time of when my homework is due in. I will check this everyday after school to keep on track. I will hand in my homework on time to my subject teacher once completed and make sure I don't receive any C1's for no homework.

0 Characters, you need to write a bit more (min 100 characters). Please consider what you are planning on doing, when and where it will take place, with whom and how you are going to go about the activity.

Target completion date




Set a date to complete. Could be a week target or term target.


Save

CLICK on “Find an activity for....”one of the LORIC skills


For example “Communication”


All key attributes Find an activity


 Leadership Find an activity for Leadership

 Organisation Find another activity for Organisation

☆ Organise my time by using 'Show my Homework' to ensure... >

 Initiative Find an activity for Initiative

 Resilience Find an activity for Resilience

 Communication Find an activity for Communication


Search for **present**

Find a communication activity

Browse by command word

< Return to command words


Present a short talk about a hobby to be delivered during tutor time, to encourage peers to take part




Here you now need to explain how you plan on achieving this task.

Task I have chosen to complete


All key attributes


 Leadership

 Organisation

★ Organise my time by using 'Show my Homework' to ensure...

★ Initiative

 Resilience

 Communication

★ Present a short talk about a hobby to be delivered during tu...

Present a short talk about a hobby to be delivered during tutor time to encourage peers to take part. This activity should be performed at school.
It is expected that this activity should be done One-off to less than 1 term

Describe your activity, mention what you are going to do and how you are planning to achieve it. Remember this is an COMMUNICATION activity, so you should be planning to show and improve your communication skills.

I will plan and deliver a short presentation describing what my hobbies are and encouraging others to take part. In order to be successful I will mind-map/bullet point list what my hobby involves, what equipment is needed, what qualities you need in order to be successful. I will create a powerpoint to make my talk clearer. I will include a video of me taking part in my hobby.

304 Characters, you need to include information related to this type of activity. Please consider what you are planning on doing, when and where it will take place, with whom and how you are going to go about the activity.

Target completion date

30/06/2020



Save

Comments

How are you getting on?